



## Fund Details

**Assets:** \$26.2 million

**Distribution:** \$0.07 per unit monthly

**Subadvisor:** Avenue Investment Management

## Top 25 Holdings (%)

Bank of America Corporation	5.8%
Tricon Capital Group Inc.	5.4%
Sun Life Financial Inc.	5.3%
JPMorgan Chase & Co.	5.2%
Mainstreet Equity Corp.	5.1%
First Capital Realty Inc.	5.0%
Wells Fargo & Company	4.8%
Royal Bank of Canada	4.5%
Timbercreek Mortgage Investment Corporation	4.4%
SunTrust Banks, Inc.	4.1%
Artis Real Estate Investment Trust	4.1%
Regions Financial Corporation	3.9%
BTB Real Estate Investment Trust	3.7%
Bank of Montreal	3.7%
The Bank of Nova Scotia	3.7%
The Toronto-Dominion Bank	3.6%
Crombie Real Estate Investment Trust	3.6%
Cominar Real Estate Investment Trust	3.5%
Inter Pipeline Ltd.	3.3%
Power Corporation of Canada	2.7%
Brookfield Renewable Energy Partners L.P.	2.5%
Great-West Lifeco Inc.	2.3%
Agellan Commercial Real Estate Investment Trust	2.2%
Amica Mature Lifestyles Inc.	1.8%
Boralex Inc., 6.75% Jun 30/17	1.7%

## Investment Objectives

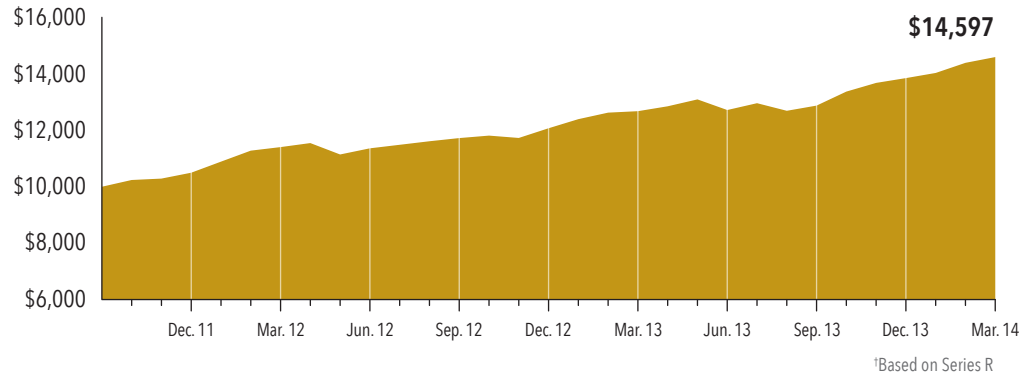
The investment objectives are to provide unitholders with monthly distributions and maximize total return by investing in an actively managed portfolio comprising of primarily banks, other financials and real estate companies.

## Performance

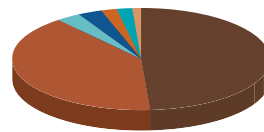
	3 Month	6 Month	1 Year	2 Year	Since Inception*
<b>Series A</b>	5.13%	12.94%	14.15%	12.50%	16.01%
<b>Series F</b>	5.50%	13.93%	15.98%	14.10%	17.66%
<b>Series R</b>	5.38%	13.36%	15.13%	13.13%	16.68%

\*Inception as a mutual fund: October 18, 2011

## Cumulative Growth: \$10,000 Invested\*

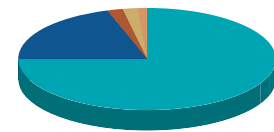


## Sector Allocation (%)



Banks and Other Financial Issuers	49%	Utility Issuers	3%
Real Estate Issuers	40%	Other Public Issuers	2%
Pipeline Issuers	3%	Fixed Income	2%
		Cash and Cash Equivalents	1%

## Investment Allocation (%)



Common	75%	Limited Partnerships	2%
REITs	20%	Cash and Cash Equivalents	1%
Debentures	2%		

## Portfolio Geographic Allocation: Canada 73% USA 27%

Fund Codes	Series A HRV100	Series F HRV101	Series R HRV111
<b>NAV</b>	\$13.72	\$14.24	\$13.93
<b>Current Yield</b>	6.12%	5.90%	6.03%

1.866.998.8298 | [harvestportfolios.com](http://harvestportfolios.com)

Commissions, trailing commissions, management fees and expenses all may be associated with mutual fund investments. Please read the prospectus before investing. The indicated rates of return are the historical annual compounded total returns including changes in unit value and reinvestment of all distributions and does not take into account sales, redemption, distribution or optional charges or income taxes payable by any securityholder that would have reduced returns. Mutual funds are not guaranteed, their values change frequently and past performance may not be repeated. One hundred per cent of distributions are reinvested in the Fund unless you ask to receive your distributions in cash. If the Fund earns less than the amount distributed, the difference is a return of capital. The current yield is calculated based on the net asset value of the Fund.