



Fund Details

Assets: \$66.6 million
Distribution: \$0.07 per unit monthly
Subadvisor: Avenue Investment Management

Top 25 Holdings (%)

Inter Pipeline Ltd.	4.9%
Timbercreek Mortgage Investment Corporation	4.7%
Artis Real Estate Investment Trust	4.0%
Corby Spirit and Wine Ltd	4.0%
Mainstreet Equity Corp.	3.9%
Davis + Henderson Corporation	3.8%
Brookfield Infrastructure Partners L.P.	3.7%
Corus Entertainment Inc., Class B	3.4%
Leon's Furniture Limited	3.4%
Capstone Infrastructure Corporation	3.2%
Parkland Fuel Corporation	3.2%
YPG Financing Inc., 8.00% Nov 30/22	3.2%
BCE Inc.	3.0%
The North West Company Inc.	3.0%
Pembina Pipeline Corporation	2.9%
Medical Facilities Corporation	2.8%
YPG Financing Inc., 9.25% Nov 30/18	2.7%
Keyera Corp.	2.6%
Sirius XM Canada Holdings Inc.	2.6%
Rogers Sugar Inc.	2.5%
Aecon Group Inc. 6.25% Oct 31/15	2.5%
Churchill Corporation (The)	2.3%
Boralex Inc., 6.75% Jun 30/17	2.3%
SunTrust Banks, Inc.	2.3%
Regions Financial Corporation	2.3%

Investment Objectives

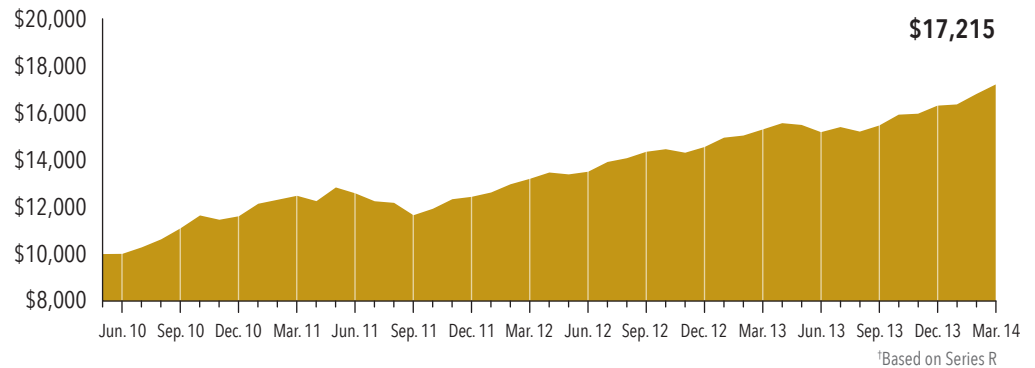
The investment objectives are to provide unitholders with monthly distributions and the potential for capital appreciation over the course of the business cycle by investing in an actively managed portfolio, comprising primarily dividend-paying securities.

Performance

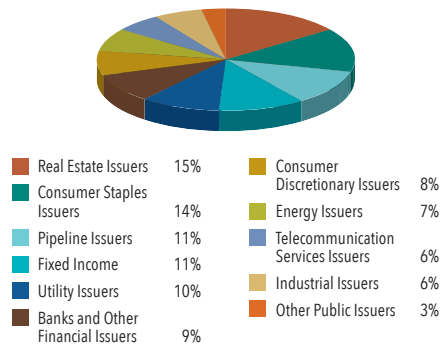
	3 Month	6 Month	1 Year	2 Year	3 Year	Since Inception*
Series A	5.45%	11.34%	12.67%	-	-	14.90%
Series F	5.82%	12.17%	14.17%	-	-	16.45%
*Series R	5.52%	11.29%	12.51%	14.20%	11.32%	15.57%

* Inception date: June 29, 2010

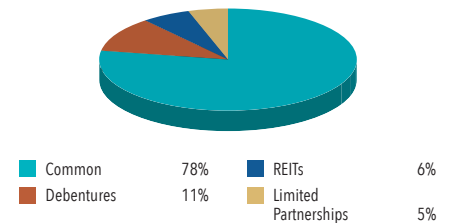
Cumulative Growth: \$10,000 Invested†



Sector Allocation (%)



Investment Allocation (%)



Portfolio Geographic Allocation:
Canada 90% USA 10%

Fund Codes	Series A HRV200	Series F HRV201	Series R HRV211
NAV	\$15.08	\$15.46	\$15.05
Current Yield	5.57%	5.43%	5.58%

1.866.998.8298 | harvestportfolios.com

Commissions, trailing commissions, management fees and expenses all may be associated with mutual fund investments. Please read the prospectus before investing. This Fund is not guaranteed; its value changes frequently and past performance may not be repeated. *The Fund was originally launched as a TSX-listed closed-end fund on June 29, 2010, and converted into an open-end mutual fund on June 18, 2012. In connection with the conversion of the Fund into an open-end mutual fund, the trailing commission charged on the Class R units increased by 0.60% (increasing the aggregate annual management fee to 2.25%), and the Fund ceased using leverage in order to achieve its investment objectives. If these changes had been in effect when the Fund was created, the performance would have been lower. Indicated rates of return are the historical annual compounded total returns including changes in unit value and reinvestment of all distributions and do not take into account sales, redemption, distribution or optional charges, or income tax payable by any securityholder that would have reduced returns. Performance is calculated net of all fees. If the Fund earns less than the amount distributed, the difference is a return of capital.